

C 類駕駛考試的單字和片語  
 ENGLISH/CHINESE

|   |   |
|---|---|
| <b>SECTION 1 — VEHICLE SAFETY CHECK</b>   | <b>第 1 節 — 車輛安全檢查</b>   |
| <p>Roll down your window. Show me arm signals for:</p> <ul style="list-style-type: none"> <li>• Left turn.</li> <li>• Right turn.</li> <li>• Slow or stop.</li> </ul> <p>Turn on the key—do not start the engine and turn on the:</p> <ul style="list-style-type: none"> <li>• Left turn signal.</li> <li>• Right turn signal.</li> </ul> <p>Step on the brake pedal.</p> <p>Honk the horn.</p> <p>How do you set the emergency/parking brake?</p> <p>How do you turn on the emergency flashers?</p> <p>How do you turn on the headlights?</p> <p>How do you turn on the windshield wipers?</p> <p>How do you turn on the defroster?</p> <p>Is your vehicle equipped with automated technology?</p> | <p>搖下你的窗戶。向我顯示以下武器信號：</p> <ul style="list-style-type: none"> <li>• 左轉。</li> <li>• 右轉。</li> <li>• 減慢速度或停止。</li> </ul> <p>打開鑰匙 – 不要啟動發動機並打開：</p> <ul style="list-style-type: none"> <li>• 左轉向信號燈。</li> <li>• 右轉向信號燈。</li> </ul> <p>踩下制動踏板。</p> <p>按喇叭。</p> <p>如何設置緊急/停車製動？</p> <p>如何打開緊急閃光燈？</p> <p>如何打開車頭燈？</p> <p>如何打開擋風玻璃雨刷器？</p> <p>怎麼打開除霜器？</p> <p>您的車輛是否配備了自動化技術？</p> |
| <b>SECTION 2 — PRE-DRIVE INSTRUCTIONS</b>   | <b>第 2 節 — 駕駛前說明</b>  |
| <p>You will be evaluated on your ability to drive safely and skillfully in different driving situations.</p> <p>I will not trick you or ask you to do anything illegal.</p> <p>I will give you directions:</p> <ul style="list-style-type: none"> <li>• At the corner, turn left.</li> <li>• At the corner, turn right.</li> <li>• Pull over and stop.</li> <li>• Lane change left.</li> <li>• Lane change right.</li> </ul> <p>Do you have any questions?</p> <p>Do not rely on any of the vehicle's automated features. The use of convenience technology, such as adaptive cruise control, is prohibited.</p>  | <p>將評估您的安全駕駛能力和熟練地在不同的駕駛情況下。</p> <p>我不會欺騙你或要求你做任何違法的事情。</p> <p>我會給你指路：</p> <ul style="list-style-type: none"> <li>• 在拐角處，左轉。</li> <li>• 在拐角處，右轉。</li> <li>• 靠邊停車。</li> <li>• 向左變換車道。</li> <li>• 向右變換車道。</li> </ul> <p>你有任何問題嗎？</p> <p>不要依賴任何車輛的自動化功能。禁止使用便利技術，例如自適應巡航控制。</p>  |
| <b>SECTION 3 — DURING THE DRIVE TEST</b>  | <b>第 3 節 — 駕駛測試期間</b>   |
| <p>If I don't say turn, follow the road ahead.</p> <p>Make necessary lane changes to follow my directions.</p> <p>Perform all maneuvers only when safe.</p>   | <p>如果我不說轉彎，就按照前面的路走。按照我的指示進行必要的變道。</p> <p>僅在安全的情況下執行所有操作。</p>   |
| <b>SECTION 4 — DRIVING TEST COMMENTS</b>  | <b>第 4 節 — 駕駛考試評論</b>   |
| <ul style="list-style-type: none"> <li>• Didn't check for traffic.</li> <li>• Blind intersection.</li> <li>• Didn't look for cross traffic.</li> <li>• Didn't look both ways.</li> <li>• Didn't check blind spot before changing lanes or pulling away from the curb.</li> <li>• You need more practice.</li> <li>• (He/She) Drove too fast.</li> <li>• (He/She) Drove too slow.</li> <li>• Follow basic speed law.</li> <li>• Made unnecessary stops.</li> </ul>   | <ul style="list-style-type: none"> <li>• 沒有檢查交通情況。</li> <li>• 盲點交叉路口。</li> <li>• 沒有觀察交叉交通情況。</li> <li>• 兩邊都沒看。</li> <li>• 沒檢查盲點在改變車道之前或從道路邊駛離。</li> <li>• 你需要更多的練習。</li> <li>• (他/她)開得太快了。</li> <li>• (他/她)開得太慢了。</li> <li>• 遵循基本速度法則。</li> <li>• 做了不必要的停留。</li> </ul>  |
| <b>SECTION 5 — TEST RESULTS</b>   | <b>第 5 節 — 測試結果</b>   |
| <p>Satisfactory.</p> <p>Unsatisfactory.</p>   | <p>滿意的。</p> <p>不滿意。</p>   |

**SECTION 6 — WORDS AND PHRASES**

Back up – straight  
 Brake pedal  
 Vehicle  
 Curb  
 Drive – straight  
 Drive – to the side of the road  
 Drive – into the traffic lane  
 Go  
 Interpreter  
 Lane  
 Left  
 Look  
 Park  
 Park on your right  
 Rearview mirror  
 Reverse  
 Right (hand, turn)  
 Side mirror  
 Sidewalk  
 Signal  
 Stop  
 Street  
 Traffic  
 Turn  
 Wait

**第 6 節 — 單詞和短語**

倒車 – 直行  
 剎車踏板  
 車輛  
 路緣石  
 開車 – 直行  
 開車 – 到路邊  
 開車 – 進入車道  
 行駛  
 翻譯員  
 車道  
 左  
 一邊看  
 泊車  
 將車停在您的右側  
 後視鏡  
 倒車  
 右(手、轉彎)  
 後視鏡  
 人行道  
 信號  
 停止  
 街道  
 交通  
 轉彎  
 等待







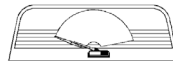
**SECTION 7 — GRAPHICS**

**Review with customer before administering the driving test:**

|   |   |
|---|---|
|  |  |
| Left turn arm signal  | Right turn arm signal   |
|  |   |
| Slow or stop arm signal   |   |
|  |  |
| Step on the brake pedal   | Honk the horn   |
|  |  |
| Emergency flashers  | Windshield defroster  |
|  |  |
| Low beam headlights   | Windshield wipers   |

**第 7 節 — 圖形**

在進行駕駛考試之前與客戶一起復習：

|   |   |
|---|---|
|   |  |
| 左轉手勢信號  | 右轉手勢信號  |
|  |   |
| 減速或停車手勢信號   |   |
|   |  |
| 踩下剎車踏板  | 按喇叭   |
|   |  |
| 緊急閃光燈   | 擋風玻璃除霜器   |
|   |  |
| 近光車頭燈   | 擋風玻璃雨刷  |