

Figure 4.1: Regulatory Signs (General)



Figure 4.2: Parking Regulatory Signs

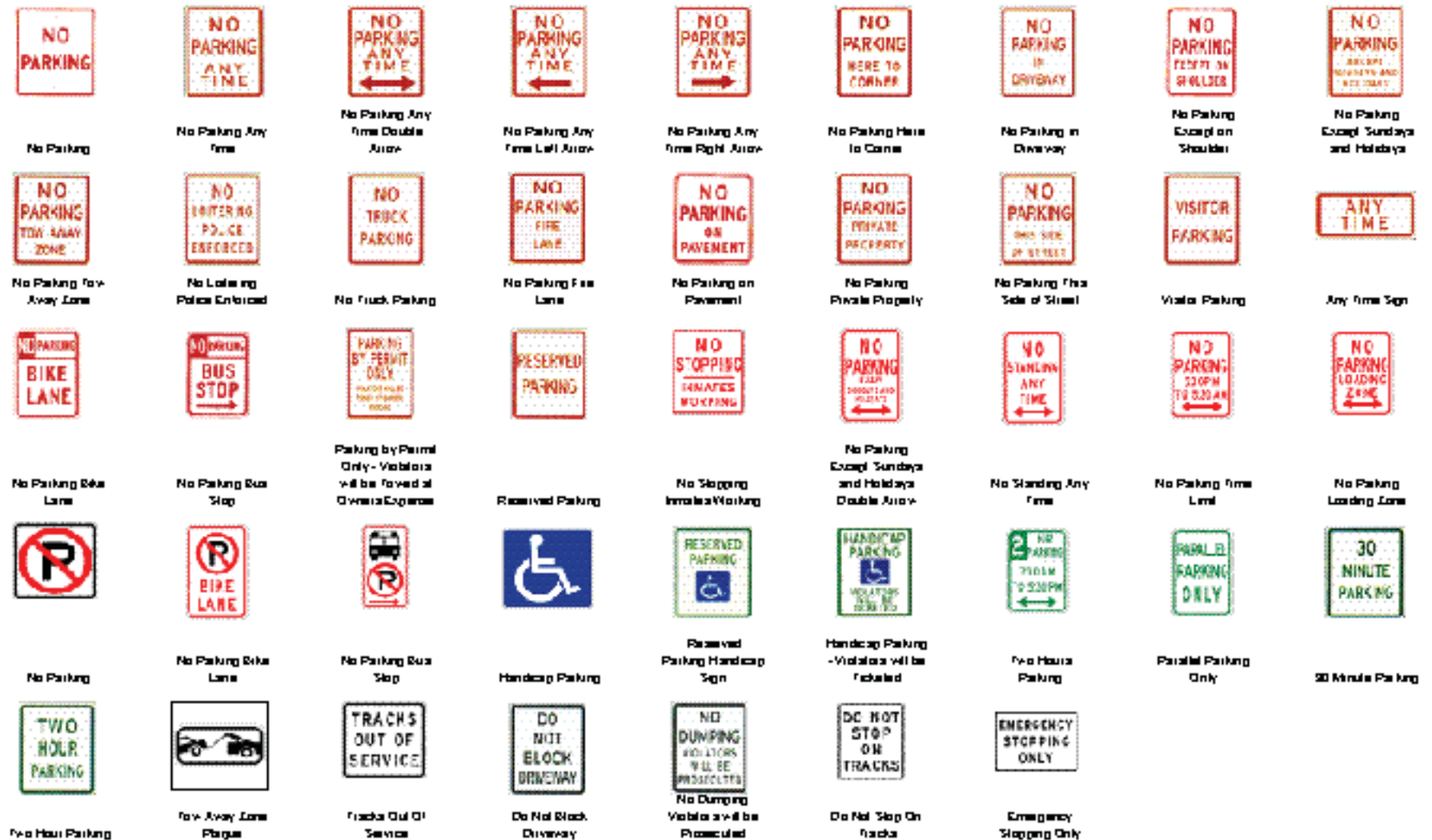


Figure 4.3: Warning Signs



























































































									
Obey Marker	Railroad Crossing	Railroad Crossing	Exempt	Parallel Railroad Crossing	Parallel Railroad Crossing	Parallel Railroad Crossing	Pedestrians Ahead	Pedestrians Crossing	Playground
									
Winding Road Left	Winding Road Right	Divided Highway Begins	Divided Highway Ends	Reverse Turn Left	Reverse Turn Right	Reverse Curve Left	Reverse Curve Right	Two Way Traffic	Double Arrow
									
Turn Left	Turn Right	Left Curve	Curve Right	Cross Road	Side Road	Side Road	T Intersection	Large Arrow One Direction	Large Arrow Two Direction
									
Y Intersection	Left Merge	Right Merge	Added Lane	Added Lane	Road Narrows	Narrow Edge	Narrow Edge	Pavement Ends	Pavement Ends
									
Hill	Low Shoulder	Bicycles Ahead Crossing	Slippery When Wet	Low Clearance	Advisory Speed Plate	Dangerous Intersection	Signal Ahead	No Passing Zone	Caution Alignment
									
Slow	Stop Ahead	Signal Ahead	Stop Ahead	Signal Ahead	Stop Ahead	Yield Ahead	Dead End	No Outlet	Truck Crossing
									
Hospital	Church	Watch for Monies	Watch for Ice on Bridge	Trucks Ahead Crossing	Farm Machinery Ahead Crossing	Snowmobiles Ahead Crossing	Fire Station	Handicapped Ahead Crossing	Slippery When Wet
									
Bump	Dip	Hill	Use 2nd Gear	One Lane Bridge	Brewery Narrows	Loose Gravel	Rough Road	Low Shoulder	Soft Shoulder
									
Be Prepared to Stop	Left Lane Ends	Right Lane Ends	Lane Ends Merge Left	Lane Ends Merge Right	Yield Ahead	Accident Ahead	Pavement Transition Left Merge	Pavement Transition Right Merge	Caution Pedestrian Warning

Figure 4.4: School Signs



Figure 4.5: Construction Signs



Figure 4.7: Guide Signs



Figure 4.8: Car Pool Signs

